

Help Us Stay Calm

Strategies that help you and your child during challenging behavior

Stay Calm | Reflect | Re-Connect

When your child is engaged in challenging behavior or experiencing anger, stress, sadness or frustration, it is important to stay calm. If you express your anger and frustration, it might result in more challenging behavior from your child. Remaining calm will provide the safety and support your child needs as they learn how to calm themselves.

Step 1: Calm Yourself




Count until calm



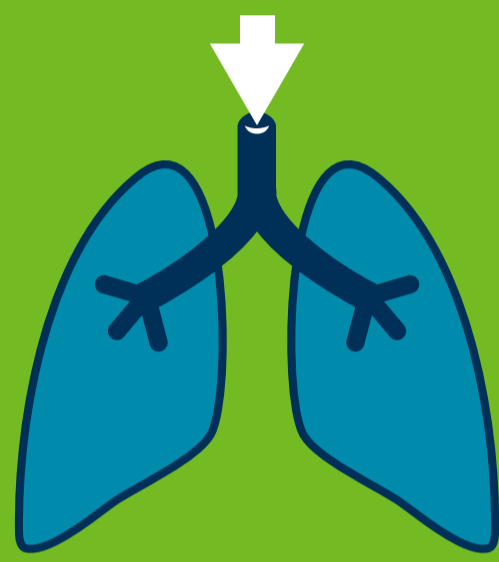
Connect with a friend



Think something positive or fun about your child



Drink some water;
Have a snack

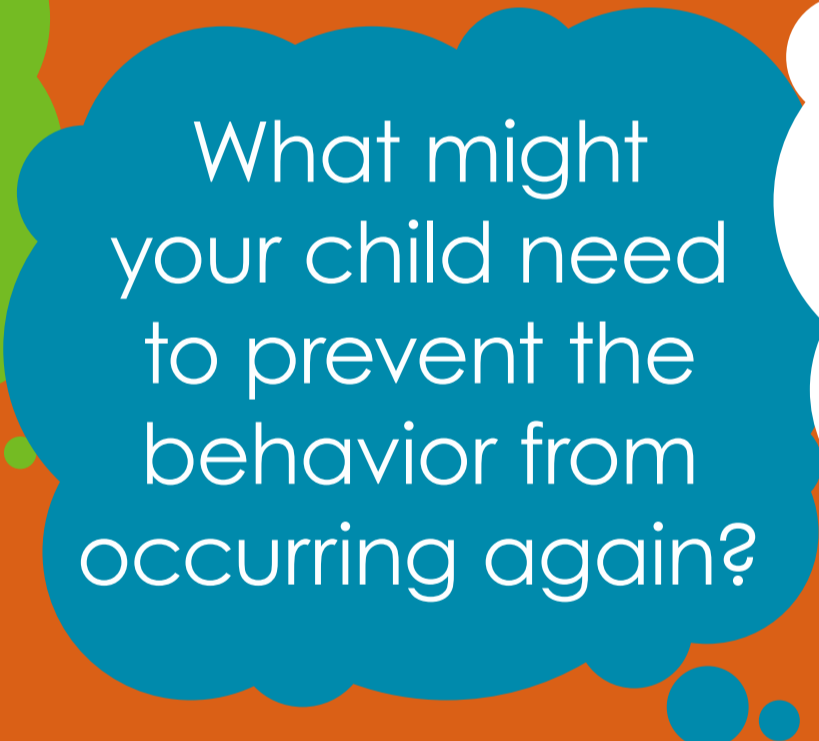
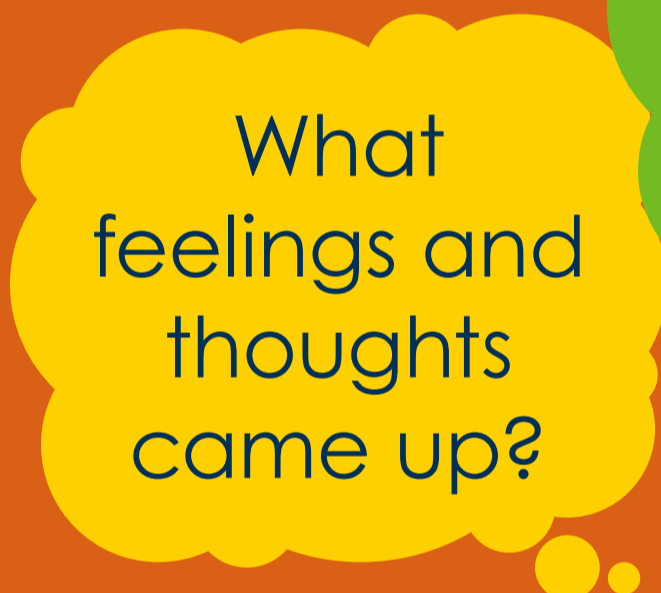


Take deep breaths



Ask for help

Step 2: Reflect



Step 3: Re-Connect

When you re-connect, you can help your child learn new skills. Once you feel calm, and your child appears calm, here are a few tips.



Make sure your child is calm



Acknowledge feelings



Offer choice



Redirect to a new activity



Talk and play with your child

More family resources at ChallengingBehavior.org/Implementation/Family.html



The reproduction of this document is encouraged. Permission to copy is not required. If modified or used in another format, please cite original source. This is a product of the National Center for Pyramid Model Innovations and was made possible by Cooperative Agreement #H326B170003 which is funded by the U.S. Department of Education, Office of Special Education Programs. However, those contents do not necessarily represent the policy of the Department of Education, and you should not assume endorsement by the Federal Government.